

# VICTIMS OF CRIME OFFICE FUNDING SCHEME, 2017



## SUMMARY OF 2017 EVALUATION AND 2017 FINANCIAL REPORTS

| Section           | Contents   | Page |
|-------------------|--|------|
| 1                 | Executive Summary  | 3    |
| 2                 | Funding by sector  | 6    |
| 3                 | Average cost per project   | 7    |
| 4                 | Breakdown of spending by categories of spending  | 8    |
| 5                 | Staff salary costs and staff expenses  | 9    |
| 6                 | Volunteer numbers and costs  | 10   |
| 7                 | Volunteer and staff costs combined   | 11   |
| 8                 | Premises, overheads and other costs  | 12   |
| 9                 | Number of victims helped   | 13   |
| 10                | Financial cost per victim  | 14   |
| 11                | Number of contact meetings   | 15   |
| 12                | Referrals  | 16   |
| 13                | Types of crime committed   | 18   |
| 14                | Services working with other organisations and improving co-operation within the sector | 19   |
| 15                | Observations submitted by funded organisations   | 22   |
| 16                | Analysis of 2016 audited accounts and reserves   | 23   |
| <b>Appendix A</b> | Organisations funded by the Victims of Crime Office                                    | 25   |
| <b>Appendix B</b> | Total amount of funding spent 2005 – 2017  | 28   |

## 1. Executive Summary

The Victims of Crime Office allocated a total of €1,712,000 across 58<sup>1</sup> Community and Voluntary Sector organisations in 2017. A listing of funding allocated is enclosed at Appendix A. The funded organisations spent €1,669,432 in total in 2017. With this funding, those services assisted 18,491 victims of crime. Some small surpluses were carried over from 2016 and some organisations did not spend the total allocated to them in 2017.

### There are five categories of projects funded:

- General crime including victims of homicide, tourist victims of crime and missing persons (10)
- Domestic violence (36)
- Sexual violence (4)
- Counselling (5)
- Projects relating to children (2)

### General crime projects

- Total cost of projects in this sector: €627,355
- Accounted for 37.5% of total funding spent
- Accounted for 10 projects
- Average cost per project: €62,735
- Staff salaries amounted to €317,600 (50.6% of the total spent in this sector)
- Staff salaries and staff expenses amounted to €344,093 (54.9% of the total spent)
- Employed the equivalent of 8.34 full time staff
- Had 239 volunteers working on the projects
- The costs of volunteers amounted to €96,788 (15.4% of the total spent in this sector)
- €171,030 or 27.3% of total was spent on accommodation, overheads and other costs
- Helped 9,991 victims (of which 4,455 called the Crime Victims Helpline)
- Average cost of **€63 per victim** per year

---

<sup>1</sup> One of the 57 services for which the VOC office approved funding discontinued its service in 2017 and this report reflects data from 56 funded services only

## Domestic Violence projects

- Total cost of projects in this category: **€661,544**
- Accounted for 39.6% of total funding spent
- Accounted for 36 projects
- Average cost per project €18,376
- Staff salaries amounted to €506,176 (76.6 % of the total spent in this sector)
- Staff salaries and expenses amounted to €551,744 (83.8% of the sector costs)
- Employed the equivalent of 26.32 full time staff
- Had 51 volunteers working on the projects
- Volunteer costs amounted to €15,909 (2.4% of the total spent in this sector)
- €70,809 was spent in total on accommodation, overheads and other costs, 10.7% of the total funded
- Helped 6,295 victims
- Average cost of **€105 per victim** per year

## Sexual violence projects

- Total cost of projects in this category: **€207,034**
- Accounted for 12.4% of funding spent
- Accounted for 4 projects (Rape Crisis Network is one of these projects)
- Average cost per project : €51,758
- Staff salaries amounted to €148,207 (71.6% of the total spent in this sector)
- Staff salaries and staff expenses amounted to €157,707 (76.2% of the total spent)
- Employed the equivalent of 2.37 full time staff
- Had 106 volunteers working on the projects.
- Volunteer costs amounted to €4,939 (2.4% of the total spent in this sector)
- €35,574 was spent on accommodation, overheads and other costs 17.2% of the total spent
- Helped 819 victims
- At an average cost of **€253 per victim** per year

## Counselling projects

- Total cost of projects in this category: **€63,500**
- Accounted for 3.8% of total funding spent
- Accounted for 5 projects
- Average cost per project €12,700
- Staff salaries amounted to €51,036 (80.4% of the total spent in this sector)
- Staff salaries and staff expenses amounted to €51,844 (81.6%)
- Employed the equivalent of 0.65 full time staff members
- Had 140 volunteers working on the projects
- Volunteer costs amounted to €4,866 – 7.7% of the total spent in this sector
- €6,640 was spent on accommodation, overheads and other costs (10.5% of total expenditure in this sector)
- Helped 1,021 victims
- Average cost of **€62 per victim** per year

## Childrens' projects

- Total Cost of projects in this category: **€110,000**
- Accounted for 6.6% of funding spent
- Accounted for 2 projects
- Average cost per project €55,000
- Staff salaries amounted to €84,801 (77.1 % of the total spent in this sector)
- Staff salaries and staff expenses amounted to €90,030 (81.9% of the total spent)
- Volunteer costs amounted to €5,327 representing 4.8% of the total spent in this sector
- €10,644 was spent on accommodation, overheads and other costs (9.7% of the total spent in this sector)
- Employed the equivalent of 2.73 full time staff member
- Had 48 volunteers working on the projects
- 83% of volunteers in this sector work with CARI
- Helped 365 victims (figure includes parents and siblings)
- At an average cost of **€301 per victim** per year

## 2. Funding by sector

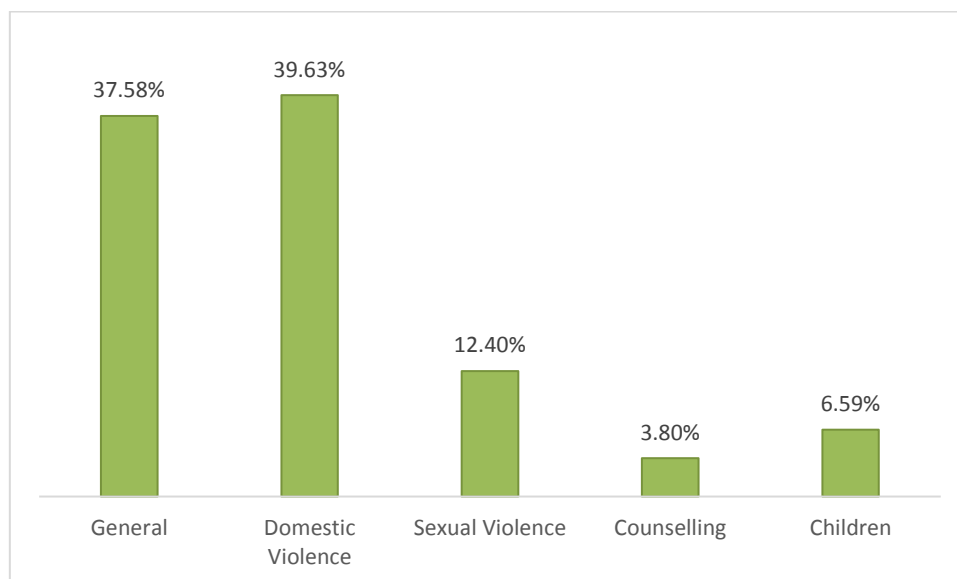


Figure 1. Percentage of total spending in sector by category

Of the total funding of €1,669,432.33 spent by the 57 community and voluntary sector organisations, 38% went to general crime services including homicide, tourist victims of crime and missing persons support services, 40% went to domestic violence services, 12% went to sexual violence services, 3.8% went to services which provide counselling to victims of crime and 6.6% went to children's services.

Table 1. Breakdown of total spending per category

| Sector            | Total Cost per Sector (€) | No of Projects | % Cost of Total |
|-------------------|---------------------------|----------------|-----------------|
| General           | 627,355                   | 10             | 37.58%          |
| Domestic Violence | 661,544                   | 36             | 39.63%          |
| Sexual Violence   | 207,034                   | 4              | 12.40%          |
| Counselling       | 63,500                    | 5              | 3.80%           |
| Children          | 110,000                   | 2              | 6.59%           |
| <b>Total</b>      | <b>€1,669,432</b>         | <b>57</b>      |                 |

### 3. Average cost per project



Figure 2. Average cost per project in each category

The average cost per project was €62,735 in the general crime sector ranging from €143,000 for the Support After Crime organisation to €5,987 for Le Cheile. The average cost per project in the domestic violence sector was €18,376. The average cost for sexual violence projects were €51,758; the Rape Crisis Network Ireland ran one project for its network of 16 centres at a cost of €38,034. The average cost per project in the counselling sector was €12,700 and the two children’s services cost on average €55,000.

Table 2. Breakdown of total spending cost per project

| Sector            | Total Cost per Sector (€) | No of Projects | Average Cost per Project (€) | % Cost of Total |
|-------------------|---------------------------|----------------|------------------------------|-----------------|
| General           | 627,355                   | 10             | 62,735                       | 37.58%          |
| Domestic Violence | 661,544                   | 36             | 18,376                       | 39.63%          |
| Sexual Violence   | 207,034                   | 4              | 51,758                       | 12.40%          |
| Counselling       | 63,500                    | 5              | 12,700                       | 3.80%           |
| Children          | 110,000                   | 2              | 55,000                       | 6.59%           |
| <b>Total</b>      | <b>€1,669,432</b>         | <b>57</b>      | <b>€29,288</b>               |                 |

## 4. Breakdown of costs by categories

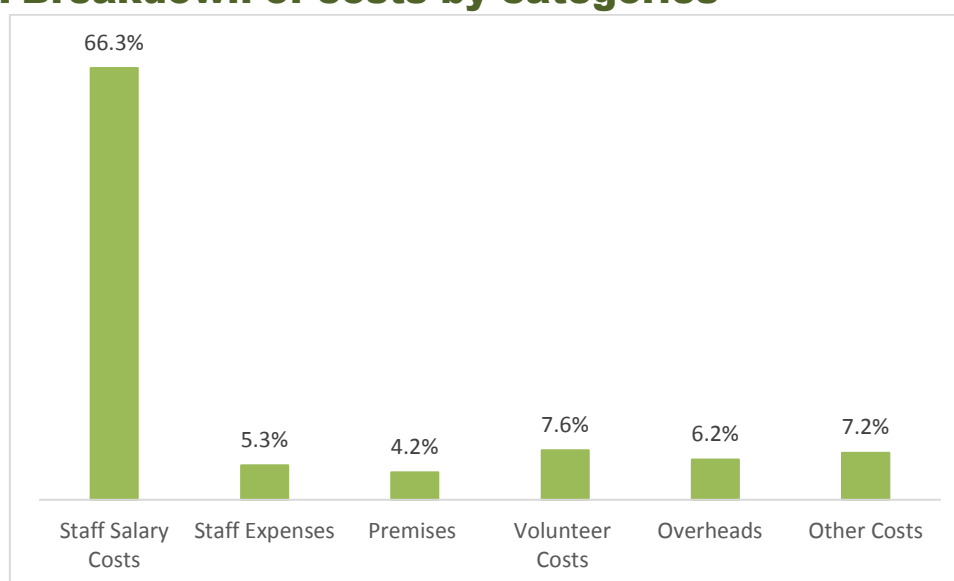


Figure 3. Percentage of total spent in sector by categories of spending

The categories of expenditure recorded (with overall average percentage in brackets) were: staff costs €1,107,819 (66%), staff expenses €89,959 (5.3%) volunteer costs €127,829 (7.6%), premises €70,426 (4.2%), overheads €103,907 (6.2%) and other costs €120,363 (7.2%).

Table 3. Breakdown of costs per category of spending

| Sector                   | Total Costs | Staff Salary Costs | Staff Expenses | Premises | Volunteer Costs | Overheads | Other Costs |
|--------------------------|-------------|--------------------|----------------|----------|-----------------|-----------|-------------|
| <b>General</b>           | 627,355     | 317,600            | 26,493         | 30,912   | 96,788          | 77,841    | 62,277      |
| <b>Domestic Violence</b> | 661,544     | 506,176            | 47,929         | 28,272   | 15,909          | 16,813    | 25,724      |
| <b>Sexual Violence</b>   | 207,034     | 148,207            | 9,500          | 7,500    | 4,939           | 8,354     | 19,720      |
| <b>Counselling</b>       | 63,500      | 51,036             | 808            | 3,742    | 4,866           | 900       | 1,998       |
| <b>Children</b>          | 110,000     | 84,801             | €5,229         | 0        | €5,327          | 0         | 10,644      |
| <b>Total</b>             | €1,669,432  | €1,107,819         | €89,959        | €70,426  | €127,829        | €103,907  | €120,363    |



## 5. Staff salary costs and staff expenses costs

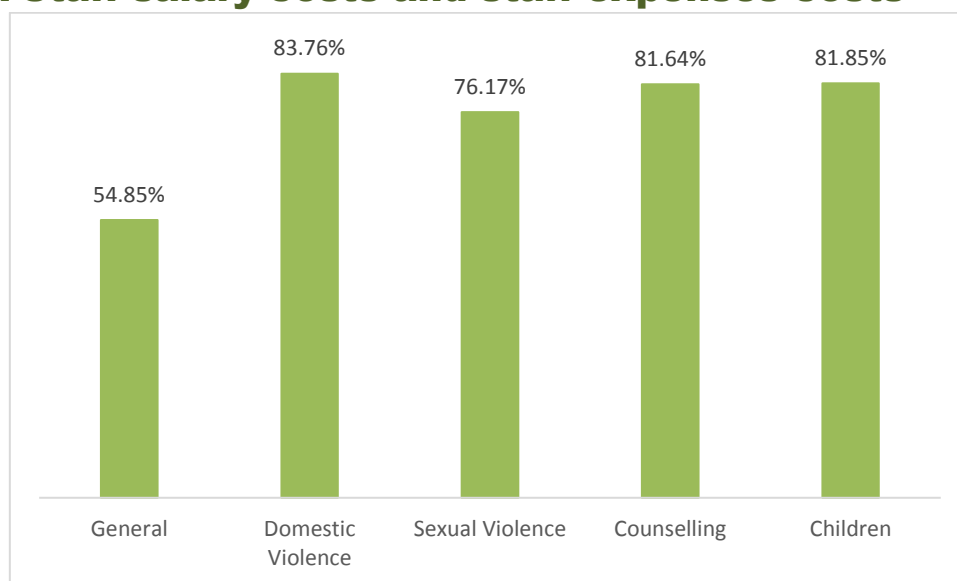


Figure 4. Percentage of total spending spent on staff in each category

Staff salaries costs amounted to €1,107,819 or 66% of the total spent by organisations. In total there are 149 staff working in the various organisations. This is the equivalent of 40.86 full time staff working at an average cost of €29,314. The greatest number of staff is in the domestic violence sector. The average cost in this sector per full time equivalent was €21,052. Total staff costs are lowest in the counselling sector at €51,036 (13 persons only, employed equivalent of 1.1 fulltime).

Table 4. Breakdown of total spending on staff salary and staff expenses

| Sector            | Total Cost per Sector € | No of Projects | No of FTE Staff | Total Staff Numbers | Staff Salary Costs € | Staff Expenses € | Total Staff Salary Costs and Exps € | % Cost of Total | Average Cost of Staff € |
|-------------------|-------------------------|----------------|-----------------|---------------------|----------------------|------------------|-------------------------------------|-----------------|-------------------------|
| General           | 627,355                 | 10             | 8.3             | 15                  | 317,600              | 26,493           | 344,093                             | 54.85%          | 41,258                  |
| Domestic Violence | 661,544                 | 36             | 26.3            | 104                 | 506,176              | 47,929           | 554,105                             | 83.76%          | 21,053                  |
| Sexual Violence   | 207,034                 | 4              | 2.4             | 9                   | 148,207              | 9,500            | 157,707                             | 76.17%          | 66,543                  |
| Counselling       | 63,500                  | 5              | 0.65            | 13                  | 51,036               | 808              | 51,844                              | 81.64%          | 33,699                  |
| Children          | 110,000                 | 2              | 2.7             | 8                   | 84,801               | 5,229            | 90,030                              | 81.85%          | 32,978                  |
| <b>Total</b>      | <b>1,669,432</b>        | <b>57</b>      | <b>40.9</b>     | <b>156</b>          | <b>1,107,819</b>     | <b>89,959</b>    | <b>1,197,779</b>                    |                 | <b>29,314</b>           |

## 6. Volunteer numbers and costs

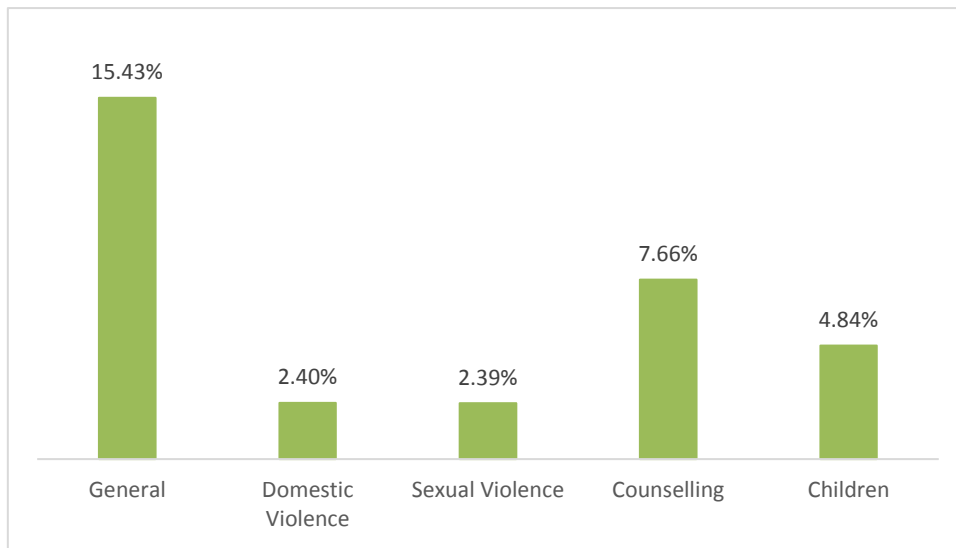


Figure 5. Percentage of total spent on volunteers in each category

There were a total of 584 volunteers engaged in work funded by the Victims of Crime Office with 24 of the organisations using volunteers. The total cost of volunteers was €127,829 that is 7.7% of the total spent by the funded organisations. The highest costs were in the general crime sector at €96,788 (average €405 per volunteer). The domestic violence sector followed at €15,909 (average €312 per volunteer). Funding was used to pay volunteers costs in 2 sexual violence sector projects, costs for this sector were €4,939, (average €47 per volunteer). Volunteer costs in the children sector were €5,327, (average €111 per volunteer). Volunteer costs in the counselling sector were €4,866, (average €35 per volunteer)

Table 5. Breakdown of spending per volunteer numbers and costs

| Sector            | Total Cost per Sector € | No of Projects | No of Volunteers | No of projects which use Volunteers | No of projects which use Staff only | Volunteer Costs € | % Cost of Total | Average Cost of Volunteer € |
|-------------------|-------------------------|----------------|------------------|-------------------------------------|-------------------------------------|-------------------|-----------------|-----------------------------|
| General           | 627,355                 | 10             | 239              | 9                                   | 1                                   | 96,788            | 15.43%          | 405                         |
| Domestic Violence | 661,544                 | 36             | 51               | 8                                   | 28                                  | 15,909            | 2.40%           | 312                         |
| Sexual Violence   | 207,034                 | 4              | 106              | 2                                   | 2                                   | 4,939             | 2.39%           | 47                          |
| Counselling       | 63,500                  | 5              | 140              | 3                                   | 2                                   | 4,866             | 7.66%           | 35                          |
| Children          | 110,000                 | 2              | 48               | 2                                   | 0                                   | 5,327             | 4.84%           | 111                         |
| <b>Total</b>      | <b>€1,669,432</b>       | <b>57</b>      | <b>584</b>       | <b>24</b>                           | <b>33</b>                           | <b>127,829</b>    |                 | <b>219</b>                  |

## 7. Volunteer and staff costs combined



Figure 6. Average spend per person working in sector, both paid and on a voluntary basis, in each category

Volunteers and staff combined costs were €1,325,608 (80% of total expenditure). The highest total costs were in the domestic violence sector at €570,014, which in total accounts for 155 staff at an average spend of €3,678 per person. The lowest total costs were in the counselling sector, which had a total of 153 personnel at an average of €370 per person.

Table 6. Breakdown of total spending with volunteer and staff costs combined

| Sector            | Total Cost per Sector € | No of Projects | Volunteer Costs € | Total Staff Salary costs and expenses € | Total volunteer and staff costs € | % Cost of Total |
|-------------------|-------------------------|----------------|-------------------|---|-----------------------------------|-----------------|
| General           | 627,355                 | 10             | 96,788            | 344,093                                 | 440,881                           | 70.28%          |
| Domestic Violence | 661,544                 | 36             | 15,909            | 554,105                                 | 570,014                           | 86.16%          |
| Sexual Violence   | 207,034                 | 4              | 4,939             | 157,707                                 | 162,646                           | 78.56%          |
| Counselling       | 63,500                  | 5              | 4,866             | 51,844                                  | 56,710                            | 89.31%          |
| Children          | 110,000                 | 2              | 5,327             | 90,030                                  | 95,356                            | 86.69%          |
| <b>Total</b>      | <b>1,669,432</b>        | <b>57</b>      | <b>127,829</b>    | <b>1,197,779</b>                        | <b>1,325,608</b>                  |                 |

## 8. Premises, overheads and other costs

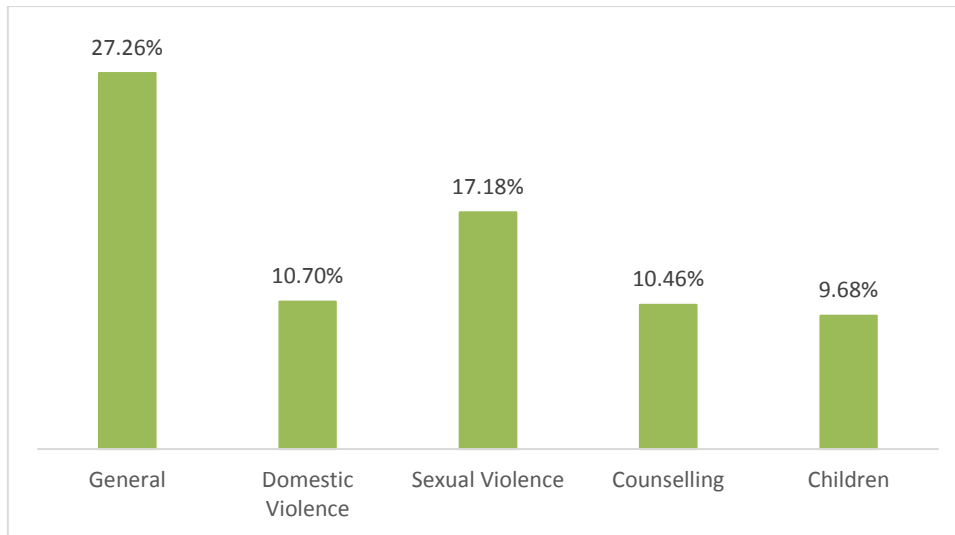


Figure 7. Spend on premises, overheads and other costs as percentage of total spend

The overall expenditure on premises, overheads and other costs amounted to €294,697 or 18% of the total funding provided. The highest amount spent on premises and overheads was in the general crime sector, costing €171,030 followed by the domestic violence sector costing €70,809 and then the sexual violence sector costing €35,574. €6,640 was spent by the counselling sector while the children sector spent €10,644 of their funding on premises overheads and other costs.

Table 7. Breakdown of total spending on premises, overheads and other costs

| Sector            | Total Costs       | Premises*      | Overheads**     | Other Costs***  | Total           | % Total |
|-------------------|-------------------|----------------|-----------------|-----------------|-----------------|---------|
| General           | 627,355           | 30,912         | 77,841          | 62,277          | 171,030         | 27.26%  |
| Domestic Violence | 661,544           | 28,272         | 16,813          | 25,724          | 70,809          | 10.70%  |
| Sexual Violence   | 207,034           | 7,500          | 8,354           | 19,720          | 35,574          | 17.18%  |
| Counselling       | 63,500            | 3,742          | 900             | 1,998           | 6,640           | 10.46%  |
| Children          | 110,000           | 0              | 0               | 10,644          | 10,644          | 9.68%   |
| <b>Total</b>      | <b>€1,669,432</b> | <b>€70,426</b> | <b>€103,907</b> | <b>€120,363</b> | <b>€294,697</b> |         |

\*Premises include rental, heating, lighting, repairs, maintenance

\*\*Office overheads include postage, telephone, stationery, office machinery, website maintenance

\*\*\*Other costs include management and supervision, auditors' fees, bank charge, legal fees, attending conferences, training, insurance

## 9. Number of victims helped

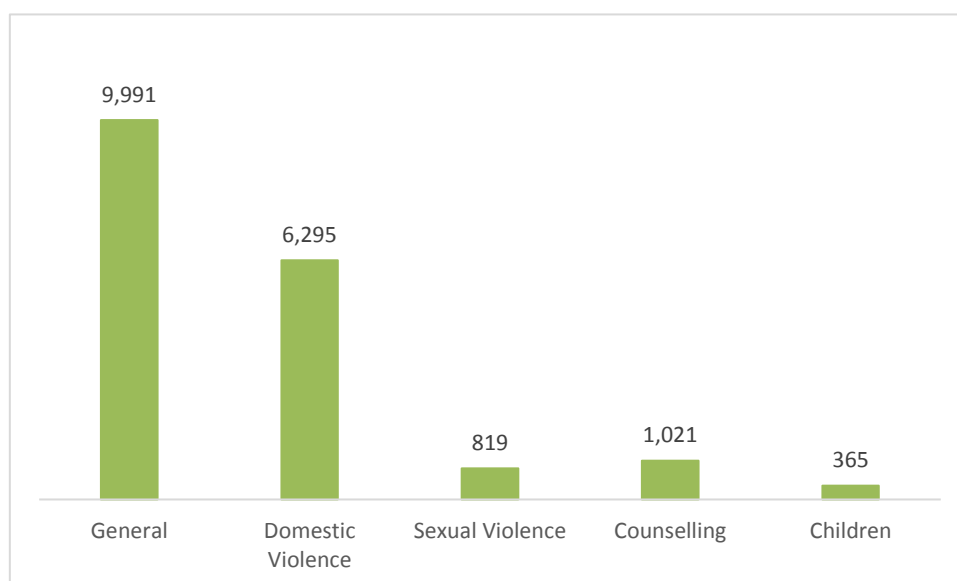


Figure 8. Total number of victims helped in 2017 in each category

18,491 victims of crime were assisted by the 57 organisations. 9,991 were victims of general crime, (4,455 of these people were assisted by the National Crime Victims Helpline and 2,424 were assisted by the Support After Crime organisation). 6,295 victims of domestic violence and 819 victims of sexual abuse were assisted. Counselling was provided to 1,021 victims of crime while 365 children and their families who were victims of crime were assisted by organisations funded by the Victims of Crime Office.

## 10. Financial cost per victim

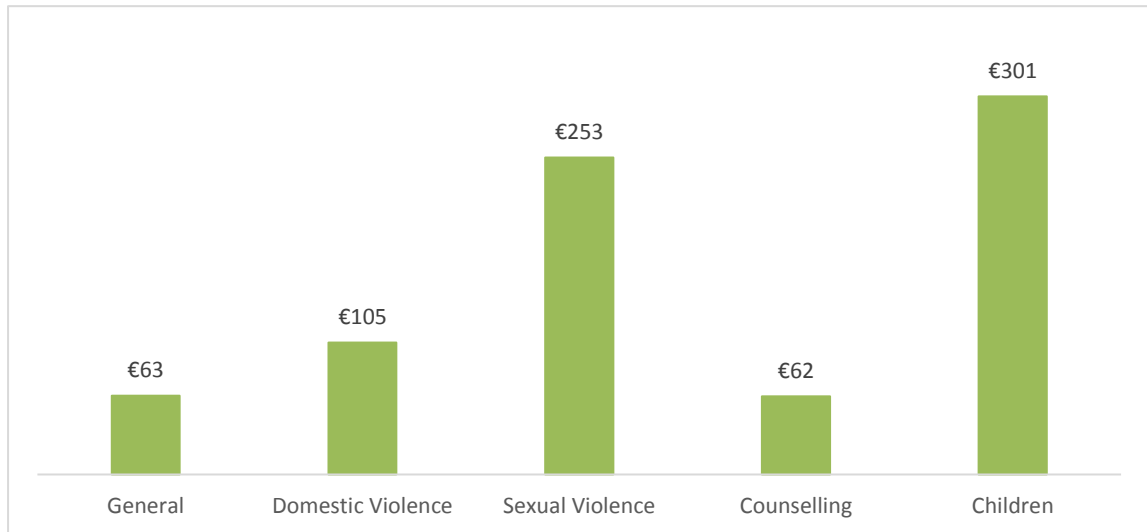


Figure 9. Average cost per victim

The average financial cost per victim supported was in total €90. In the general crime sector, the average cost was €63. This is accounted for by the normally lower cost of assisting each victim who calls the National Crime Victims Helpline and by higher average costs with victims assisted by other organisations in the general crime sector. The average cost per victim in the domestic violence and sexual violence sectors was €105 and €253 respectively. The counselling sector average cost was €62 per victim and the average cost per victim in the children sector was €301.

Table 8. Breakdown of total spending per victims helped

| Sector            | Total Costs (€)   | Numbers of Victims helped | Average Cost per Victim (€) |
|-------------------|-------------------|---------------------------|-----------------------------|
| General           | 627,355           | 9,991                     | 63                          |
| Domestic Violence | 661,544           | 6,295                     | 105                         |
| Sexual Violence   | 207,034           | 819                       | 253                         |
| Counselling       | 63,500            | 1,021                     | 62                          |
| Children          | 110,000           | 365                       | 301                         |
| <b>Total</b>      | <b>€1,669,432</b> | <b>18,491</b>             | <b>90</b>                   |

## 11. Number of contact meetings



Figure 10. Average cost of contact meeting per victim

There were 62,006 contact meetings with victims recorded. (in some organisations these figures are estimated). The contacts took the form of meetings including phone contacts. The number of contacts for each of the sectors are for general crime services 21,137 (34%), domestic violence services 27,548 (44%), sexual violence services 4,448 (7%), counselling services 8,373 (14%) and children's services, 500 (1%). The average number of contacts per victim for organisations varies from sector to sector, but overall victims were contacted or met three times on average. The average cost per contact meeting was €27 ranging from €8 in the counselling sector to €220 in the children sector.

Table 9. Breakdown of total spending per meeting with victims

| Sector            | Total Costs (€)  | Nos. helped where contacts recorded | No of Contact Meetings | Contacts % of total | Average No. of contacts | Average Cost per victim of Contact Meeting (€) |
|-------------------|------------------|-------------------------------------|------------------------|---------------------|-------------------------|--|
| General           | 627,355          | 9,991                               | 21,137                 | 34.09               | 2                       | 30   |
| Domestic Violence | 661,544          | 6,295                               | 27,548                 | 44.43               | 4                       | 24   |
| Sexual Violence   | 207,034          | 819                                 | 4,448                  | 7.17                | 5                       | 47   |
| Counselling       | 63,500           | 1,021                               | 8,373                  | 13.50               | 8                       | 8  |
| Children          | 110,000          | 365                                 | 500                    | 0.81                | 1                       | 220  |
| <b>Total</b>      | <b>1,669,432</b> | <b>18,491</b>                       | <b>62,006</b>          |                     | <b>3</b>                | <b>27</b>                                      |

## 12. Referrals

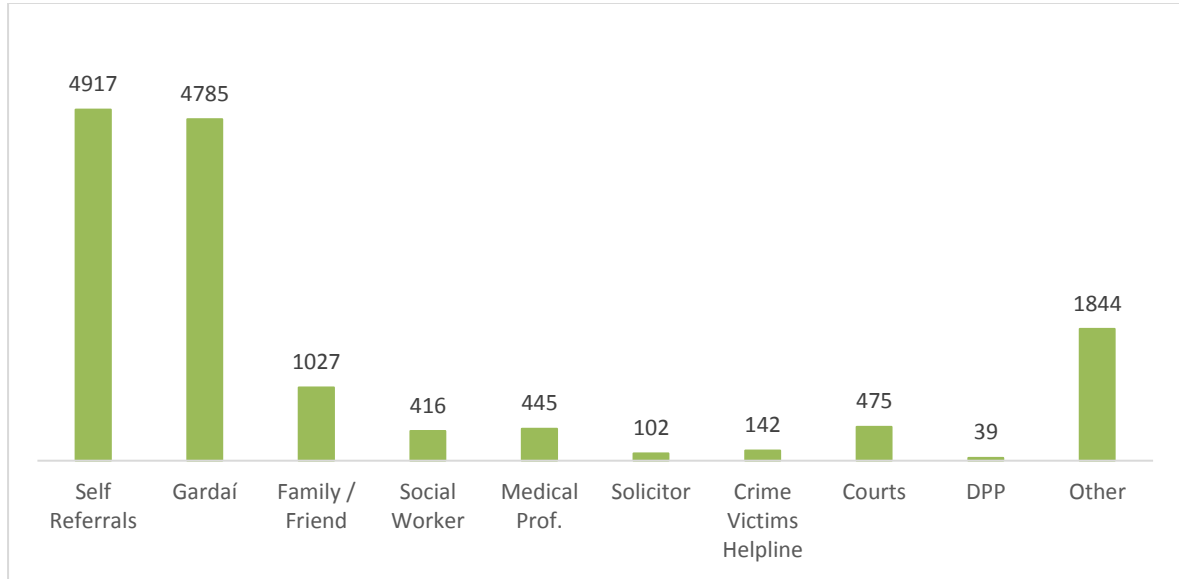


Figure 11. Source of recorded referrals

Out of the 18,491 victims helped, the source of referrals to services were reported in respect of 14,192 victims (77% of the total assisted). Of these 4,917 (35%) were self-referrals. Other referrals recorded were broken down as follows:

- 4,785 (34%) referred by the Gardaí.
- 1,027 (7%).by family or friends.
- 475 (3%).by the Courts
- 416 (3%) by social workers
- 445 (3%).by medical practitioners
- 102 (0.7%) by the Office of the Director of Public Prosecutions
- 39 (0.3%) by solicitors
- 142(1%) people were referred by the Crime Victims Helpline to other organisations.
- 1,844 (13%) were referred by others (this category includes services such as Accord, Barnardos and Citizen Information Centres).



**Table 10. Breakdown of referrals**

| <b>Sector</b>            | <b>Victims</b> | <b>Number of victims where referral info recorded</b> | <b>Number of victims where referral info not recorded</b> | <b>Victims recorded (%)</b> |
|--------------------------|----------------|---|---|-----------------------------|
| <b>General</b>           | 9991           | 6753  | 3238  | 67.6%                       |
| <b>Domestic Violence</b> | 6295           | 5651  | 644   | 89.8%                       |
| <b>Sexual Violence</b>   | 819            | 753   | 66  | 91.9%                       |
| <b>Counselling</b>       | 1021           | 1001  | 20  | 98%                         |
| <b>Children</b>          | 365            | 34  | 331   | 9.3%                        |
| <b>Total</b>             | 18491          | 14192   | 4299  | 76.8%                       |

### 13.Types of crime committed

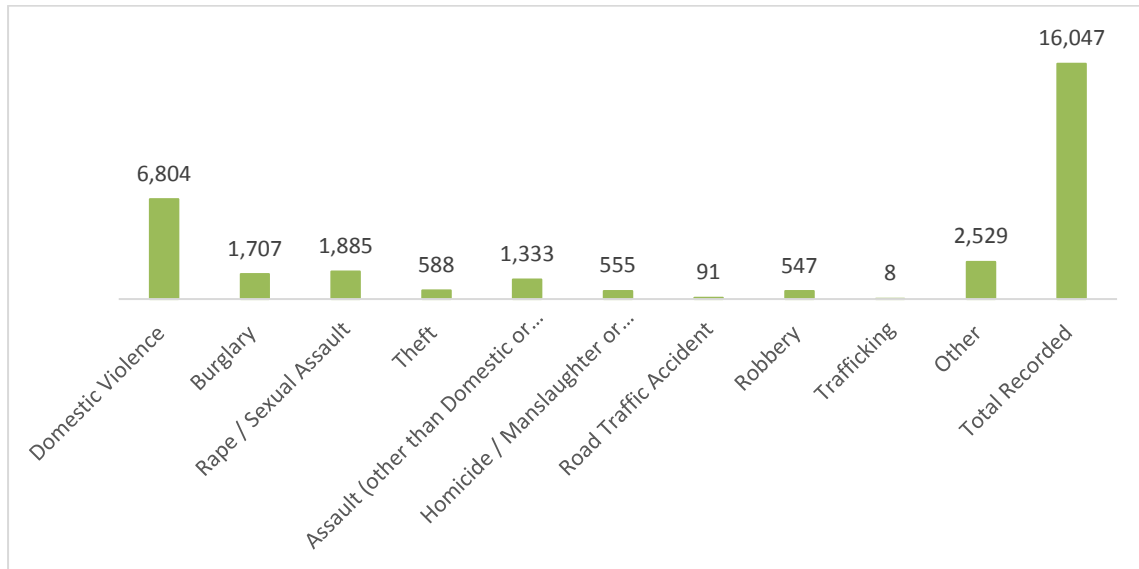


Figure 12. Documented incidences of crimes committed

In 2017, 16,047 incidents of crime were documented in the returns submitted by the organisations. This included. 6,804 incidents of domestic violence (42% of the total) which were reported to organisations funded by the Victims of Crime Office. Other crimes reported included reports of fraud, bullying in the workplace, arson and harassment. In some cases, more than one type of crime would have been committed against the victim such as, for example, in the case of domestic violence where a victim may also have been sexually assaulted.

Table 11. Number of incidences of crime documented by organisations receiving funding (total 16.047)

| Offence          | Domestic Violence | Burglary | Rape / Sexual Assault | Theft | Assault (other than Domestic or Sexual) | Homicide / Manslaughter or death from dangerous driving | Road Traffic Accident | Robbery | Trafficking | Other  |
|------------------|-------------------|----------|-----------------------|-------|---|---|-----------------------|---------|-------------|--------|
| <b>Total</b>     | 6,804             | 1,707    | 1,885                 | 588   | 1,333                                   | 555   | 91                    | 547     | 8           | 2,529  |
| <b>Total (%)</b> | 42.40%            | 10.64%   | 11.75%                | 3.66% | 8.31%                                   | 3.46%   | 0.57%                 | 3.41%   | 0.05%       | 15.76% |

## 14. Services working with other organisations and improving co-operation within the sector.

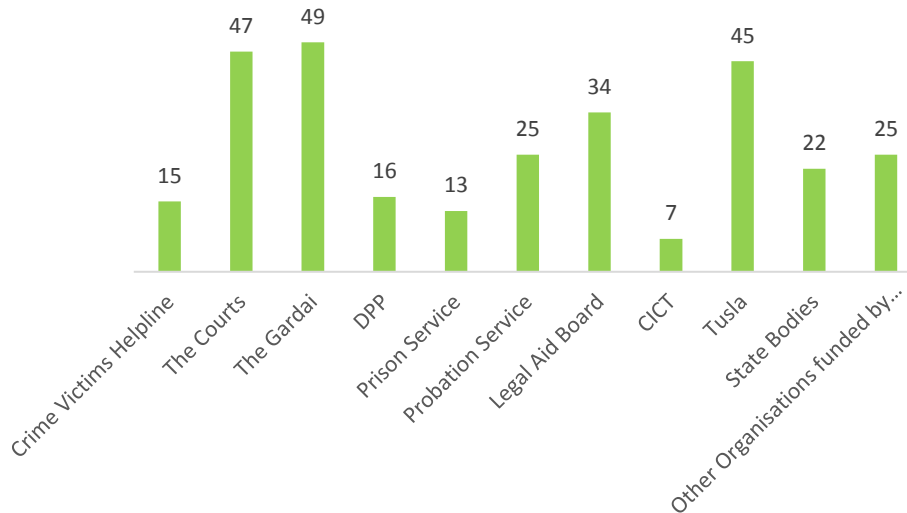


Figure 13: Number of funded organisations that reported working with the above organisations

The statutory organisation with which most services reported working with in 2017 was An Garda Síochána with a total of 49 out a possible 57 services reporting this. This is closely followed by work with the Courts which was reported by 47 groups. Other statutory organisations with whom services worked included Cosc, Family Support Agency (FSA), Local Authorities and the Legal Aid Board. Examples of organisations within the community and voluntary sector with whom services worked included groups such as St Vincent de Paul, SAFE Ireland, Citizens advice services, FLAC and MOVE Ireland.

Table 12. Breakdown of outside organisations with whom funded groups worked

|                        | Crime Victims Helpline | The Courts | Gardaí | DPP | Prisons | Probation | Legal Aid Board | CICT* | Tusla | Other organisations |
|------------------------|------------------------|------------|--------|-----|---------|-----------|-----------------|-------|-------|---------------------|
| No. of funded projects | 15                     | 47         | 49     | 16  | 13      | 25        | 34              | 7     | 45    | 22                  |

\* Criminal Injuries Compensation Tribunal

**Other reported co-operation across the sector included the following:**

- AdVIC reported continued co-operation with Support after Homicide in relation to the reprinting of information booklets.
- Crime Victims Helpline reported ongoing close co-operation with the wide range of organisations in Ireland which provide other services to victims of crime.
- Federation for Victims Assistance reported continued co-operation with other services during the year, particularly in the area of onward referrals.
- Irish Tourist Assistance Service reported that, as the nature of their intervention is generally short term and specialised in nature, i.e. it involves offering support to visitors to the country who become victims of crime, this tends to limit the service's scope for co-operation with other funded organisations. Nonetheless, if tourists require further supports ITAS provide information about other relevant support organisations to which they can refer people with their consent.
- Victim Support at Court (V-SAC) reported that in tandem with the service's regular cooperation with other organisations supporting victims in other capacities, including referral arrangements, it links in particularly with other court accompaniment services operating across Ireland,
- The Domestic Violence Advocacy Service in Sligo reported enhanced co-operation with other victim support organisations. Examples of this, included meetings during the year held with the Sligo Rape Crisis Centre, Traveller support groups and MABS.
- Roscommon Safe Link organisation reported that the service constantly networks with other organisations funded by the Victims of Crime Office in striving to strengthen co-operation. The service also reported that it will in particular look to further develop its co-operation with domestic violence services regionally and nationally in conjunction with Safe Ireland.
- Offaly Domestic Violence Support Service (ODVSS) reported that it is the policy of the organisation to continue all inter agency contacts in order to provide a more holistic service to clients. ODVSS noted that it already has a very strong relationship with all front line services in the local area and the service recognises the importance of such relationships in order to ensure that the service operates to a high professional standard of excellence.

- Laois Domestic Abuse Service (LDAS) reported its intention to organise court accompaniment training which will, in time, be made available to other funded services. LDAS also reported that the service will continue to build on existing relationships with other funded services.
- Mná Feasa reported that the service has regular interagency meetings and that a recent needs analysis of the sector may identify further new links in this regard. The service is also making further contacts with the community side through contact with the Gardaí, Community Resource Centres and Housing Services.

## **15. Observations submitted by funded groups**

- AdVIC reported that its counselling service had been undergoing changes with a new counselling co-ordinator beginning at the end of 2016. This has helped consolidate this particular service in 2017.
- In addition to the use of the Crime Victims Helpline phone line, the service reported that it has increasingly been utilising social media and its website to inform and promote its service. Feedback and statistics have indicated that an increasing proportion of persons whom the service is assisting have come to the service via these routes. The Helpline's website has been recently updated to meet the increasing demand.
- V-SAC reported that the service's objective is to become a national service, with the aim of ensuring that no victim of crime need go through a trial unaccompanied. A full review of their volunteer base was conducted and 13 new volunteers were recruited in 2017. In addition, the new General Manager position came into effect in July 2017 and 2 new directors were appointed to service's board during the year.
- In 2017, Offaly Domestic Violence Support Service reported that it had employed a full time outreach support worker in order to develop its outreach strategy to help further break down possible barriers for clients to access the service.
- Donegal Womens Domestic Violence Service reported that particular difficulties reported by their clients during 2017 included issues such as rural isolation, not having English as a first language and reports of intimidation of them by abusive partners. The court support service was seen as particularly important by the service in supporting women through the criminal justice system.

## 16. Analysis of 2016 Audited Accounts and Reserves

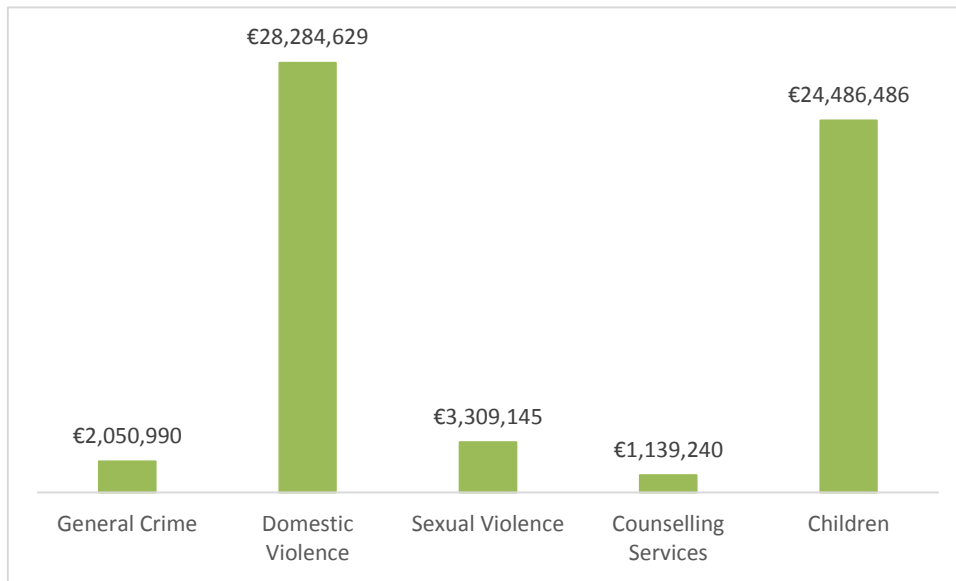


Figure 14. Funded organisations total income in 2016

54 organisations were approved a total of €1,462m in funding from the Victims of Crime Office in 2016. Audited accounts were received from 53 of the funded organisations. Based on these accounts, income and expenditure figures for the services show the following:

- The overall total income figure received by the organisations for 2016 was €58,760,099
- The overall total expenditure figures for the organisations for 2016 was €57,103,657
- Income exceeded expenditure by €1,656,442
- The total expenditure of the Victims of Crime Office funding in 2016 amounted to €1,441,833 or 2.5% of the overall total funding for the organisations concerned.

Table 13. Breakdown of 2016 incomes and expenditure of organisations funded

| Sector               | Income                | Expenditure           | Reserves              | Cost Per Week        | No. of Weeks |
|----------------------|-----------------------|-----------------------|-----------------------|----------------------|--------------|
| General Crime        | €2,050,990.00         | €2,035,630.00         | €459,110.00           | €39,146.73           | 11.7         |
| Domestic Violence    | €27,774,238.00        | €27,504,273.00        | €10,239,332.00        | €528,928.33          | 19.4         |
| Sexual Violence      | €3,309,145.00         | €3,186,424.00         | €739,725.00           | €61,277.38           | 12.1         |
| Counselling Services | €1,139,240.00         | €1,204,476.00         | €544,005.00           | €23,163.00           | 23.5         |
| Children             | €24,486,486.00        | €23,172,854.00        | €2,108,781.00         | €445,631.81          | 4.7          |
| <b>Total</b>         | <b>€58,760,099.00</b> | <b>€57,103,657.00</b> | <b>€14,090,953.00</b> | <b>€1,098,147.25</b> | <b>12.8</b>  |

## Appendix A - Groups funded by Victims of Crime Office 2017

|    | Organisation   | Type of Organisation | Funding granted 2017 | Total Paid  |
|----|--|----------------------|----------------------|-------------|
| 1  | Adapt (Kerry)<br>Kerry Women's Refuge<br>and Support Services    | Domestic Violence    | €23,000.00           | €18,400.00  |
| 2  | Adapt (Limerick)   | Domestic Violence    | €61,000.00           | €61,000.00  |
| 3  | AdVIC  | General              | €28,000.00           | €43,000.00  |
| 4  | Amen   | Domestic Violence    | €23,500.00           | €18,800.00  |
| 5  | Aoibhneas Women &<br>Children Refuge                             | Domestic Violence    | €9,300.00            | €9,300.00   |
| 6  | Ascend   | Domestic Violence    | €16,500.00           | €16,500.00  |
| 7  | Barnardos  | Children             | €38,000.00           | €38,000.00  |
| 8  | Beacon of Light<br>Counselling Centre                            | Counselling Services | €18,000.00           | €18,000.00  |
| 9  | Bray Women's Refuge  | Domestic Violence    | €15,000.00           | €15,000.00  |
| 10 | CARI   | Children             | €60,000.00           | €72,000.00  |
| 11 | Carlow Women's Aid   | Domestic Violence    | €23,000.00           | €25,000.00  |
| 12 | Clare Haven Services   | Domestic Violence    | €13,000.00           | €13,000.00  |
| 13 | Cope Galway<br>Waterside House                                   | Domestic Violence    | €5,500.00            | €6,500.00   |
| 14 | Crime Victims Helpline   | General              | €110,000.00          | €108,820.00 |
| 15 | Cuan Saor Women's<br>Refuge Ltd.                                 | Domestic Violence    | €23,000.00           | €23,000.00  |
| 16 | Dignity for Patients   | General              | €11,000.00           | €11,000.00  |
| 17 | Domestic Violence<br>Advocacy Service<br>(Sligo)(formerly Waves) | Domestic Violence    | €11,000.00           | €11,000.00  |
| 18 | Domestic Violence<br>Response Galway                             | Domestic Violence    | €15,500.00           | €15,500.00  |
| 19 | Donegal Domestic<br>Violence Service                             | Domestic Violence    | €17,000.00           | €17,000.00  |
| 20 | Drogheda Women's<br>Refuge and Children's<br>Refuge Centre       | Domestic Violence    | €11,500.00           | €11,500.00  |
| 21 | Dublin 12 Domestic<br>Violence Service                           | Domestic Violence    | €7,500.00            | €8,500.00   |
| 22 | Dublin Rape Crisis<br>Centre                                     | Sexual Violence      | €25,000.00           | €25,000.00  |
| 23 | Dundalk Counselling<br>Service                                   | Counselling Services | €20,000.00           | €22,000.00  |
| 24 | Esker House  | Domestic Violence    | €13,000.00           | €13,000.00  |
| 25 | Family Resource<br>Centre Ltd                                    | Domestic Violence    | €6,700.00            | €5,360.00   |



|    |  |                      |             |             |
|----|--|----------------------|-------------|-------------|
| 26 | Federation for Victim Assistance         | General              | €110,000.00 | €119,000.00 |
| 27 | Greystones Family Resource Centre        | Domestic Violence    | €1,000.00   | €1,000.00   |
| 28 | Hope Trust (Counselling)                 | Counselling Services | €1,000.00   | €1,000.00   |
| 29 | Irish Tourist Assistance Service         | General              | €50,000.00  | €50,000.00  |
| 30 | Kilkenny Women's Refuge Ltd              | Domestic Violence    | €9,000.00   | €9,000.00   |
| 31 | Laois Domestic Abuse Service             | Domestic Violence    | €22,500.00  | €22,500.00  |
| 32 | Le Cheile                                | General              | €7,500.00   | €5,048.57   |
| 33 | Letterkenny Women's Centre (Counselling) | Counselling Services | €7,500.00   | €7,500.00   |
| 34 | Living Life Voluntary Counselling Centre | Counselling Services | €15,000.00  | €15,000.00  |
| 35 | Longford Women's Link                    | Domestic Violence    | €21,000.00  | €21,000.00  |
| 36 | Mayo Women's Support Services            | Domestic Violence    | €22,000.00  | €14,176.25  |
| 37 | Meath Women's Refuge                     | Domestic Violence    | €34,000.00  | €34,000.00  |
| 38 | Missing in Ireland Support Services      | General              | €20,000.00  | €20,000.00  |
| 39 | Mna Feasa Domestic Violence Project      | Domestic Violence    | €27,500.00  | €27,500.00  |
| 40 | Oasis House Women's Refuge Waterford     | Domestic Violence    | €10,000.00  | €10,000.00  |
| 41 | Offaly Domestic Violence Support Service | Domestic Violence    | €12,000.00  | €12,000.00  |
| 42 | One in Four                              | Sexual Violence      | €113,000.00 | €118,000.00 |
| 43 | Rape Crisis Network Ireland              | Sexual Violence      | €45,000.00  | €45,000.00  |
| 44 | Roscommon Safe Link                      | Domestic Violence    | €18,000.00  | €18,000.00  |
| 45 | Safe Ireland                             | Domestic Violence    | €20,000.00  | €16,000.00  |
| 46 | Saoirse Housing Association              | Domestic Violence    | €16,000.00  | €16,000.00  |
| 47 | Sexual Violence Centre, Cork             | Sexual Violence      | €26,000.00  | €26,000.00  |
| 48 | Sonass                                   | Domestic Violence    | €5,500.00   | €10,500.00  |
| 49 | Support After Crime                      | General              | €143,000.00 | €143,000.00 |
| 50 | Support After Homicide                   | General              | €60,000.00  | €60,000.00  |
| 51 | Tearmann Housing Association             | Domestic Violence    | €17,000.00  | €17,000.00  |
| 52 | Victim Support at Court                  | General              | €110,000.00 | €81,728.00  |
| 53 | West Cork Women's Project                | Domestic Violence    | €10,000.00  | €8,000.00   |

|    |  |                   |               |               |
|----|--|-------------------|---------------|---------------|
| 54 | Westmeath Support Service against Domestic Abuse | Domestic Violence | €17,000.00    | €17,000.00    |
| 55 | Wexford Women's Refuge                           | Domestic Violence | €16,000.00    | €12,800.00    |
| 56 | Women's Aid Dublin                               | Domestic Violence | €100,000.00   | €100,000.00   |
| 57 | Women's Aid Dundalk                              | Domestic Violence | €17,500.00    | €17,500.00    |
| 58 | YANA   | Domestic Violence | €3,000.00     | €2,400.00     |
|    |  |                   | €1,712,000.00 | €1,703,832.82 |
|    |  |                   |               |               |
|    |  |                   |               |               |

## **Appendix B –Total amount of funding spent 2005-2017**

| <b>Year</b> | <b>Total Funding Spent</b> |
|-------------|----------------------------|
| 2005        | €685,750                   |
| 2006        | €885,250                   |
| 2007        | €946,125                   |
| 2008        | €1,057,148                 |
| 2009        | €1,254,279                 |
| 2010        | €1,275,814                 |
| 2011        | €1,205,684                 |
| 2012        | €1,141,336                 |
| 2013        | €1,196,478                 |
| 2014        | €1,200,726                 |
| 2015        | €1,203,112                 |
| 2016        | €1,441,833                 |
| 2017        | €1,669,432                 |