

VICTIMS OF CRIME OFFICE FUNDING SCHEME, 2015



SUMMARY OF 2015 EVALUATION AND 2015 FINANCIAL REPORTS

Section	Contents	Page
1	Executive Summary	3
2	Funding by sector	6
3	Average cost per project	7
4	Breakdown of spending by categories of spending	8
5	Staff Salary costs and staff expenses	9
6	Volunteer Numbers and Costs	10
7	Volunteer and Staff Costs	11
8	Premises, overheads and other costs	12
9	Number of victims helped	13
10	Cost per victim	14
11	Number of contact meetings	15
12	Referrals	16
13	Types of crime committed	17
14	Working with other organisations	18
15	Other comments submitted by funded organisations	20
16	Analysis of 2014 audited accounts	21
Appendix A	Organisations funded by the Victims of Crime Office	22

1. Executive Summary

The Victims of Crime Office allocated €1,212,000 to 50 Community and Voluntary sector organisations in 2015. A listing of funding allocated is enclosed at Appendix A. The funded organisations spent €1,203,112. in total in 2015. With this funding they assisted 14,816 victims of crime. Some small surpluses were carried over from 2014 and some organisations did not spend the total allocated to them in 2015.

There are five categories of projects funded:

- General crime including victims of homicide, tourist victims of crime and missing persons (11)
- Domestic violence (29)
- Sexual violence (4)
- Counselling (4)
- Projects relating to children (2)

General crime projects

- Total cost of projects in this sector: **€490,942.66**
- Accounted for 41% of total funding spent
- Accounted for 11 projects
- Average cost per project: €44,631
- Staff salaries amounted to €277,090 (56% of the total spent in this sector)
- Staff salaries and staff expenses amounted to €301,808 (61% of the total spent)
- Employed the equivalent of 7.87 full time staff
- Had 267 volunteers working on the projects
- The costs of volunteers amounted to €75,798.24 (15% of the total spent in this sector)
- €90,344.39 or 18% of total spend in total was spent on accommodation, overheads and other costs
- Helped 8,546 victims (of which 3,273 called the Crime Victims Helpline)
- Average cost of **€57.44 per victim** per year

Domestic Violence projects

- Total cost of projects in this category: **€460,121.66**
- Accounted for 38% of total funding spent
- Accounted for 29 projects
- Average cost per project €15,866.26
- Staff salaries amounted to €360,233.95 (78% of the total spent in this sector)
- Staff salaries and expenses amounted to €388,811 (84% of the sector costs)
- Employed the equivalent of 15.52 full time staff
- Had 52 volunteers working on the projects
- Volunteer costs amounted to €8,888.79 (1.9 % of the total spent in this sector)
- €56,566.42 was spent in total on accommodation, overheads and other costs, 12% of the total funded.
- Helped 4,397 victims
- Average cost of **€104.64 per victim** per year

Sexual violence projects

- Total cost of projects in this category: **€155,148**
- Accounted for 13% of funding spent
- Accounted for 4 projects (includes the Rape Crisis Network Ireland)
- Average cost per project €38,787
- Staff salaries amounted to €98,402 (63% of the total spent in this sector)
- Staff salaries and staff expenses amounted to €100,902 (65% of the total spent)
- Employed the equivalent of 2.45 full time staff
- Had 57 volunteers working on the projects.
- No Victims of Crime Office funding was spent on volunteers in this sector.
- €44,416 was spent on accommodation, overheads and other costs 29% of the total spent
- Helped 821 victims
- At an average cost of **€188.97 per victim** per year

Counselling projects

- Total cost of projects in this category: **€55,700**
- Accounted for 4.6% of funding spent
- Accounted for 4 projects
- Average cost per project €13,925
- Staff salaries amounted to €49,900 (89% of the total spent in this sector)
- Employed the equivalent of 0.5 full time staff members
- Had 114 volunteers working on the projects
- Volunteer costs amounted to €3,232.59 – 5.8% of the total spent in this sector
- €2,567.41 was spent on accommodation, overheads and other costs
- Helped 969 victims
- Average cost of **€57.48 per victim** per year

Childrens' projects

- Total Cost of projects in this category: **€41,200**
- Accounted for 3.4% of funding spent
- Accounted for 2 projects
- Average cost per project €20,600
- Staff salaries amounted to €41,200 (100 % of the total spent in this sector)
- Employed the equivalent of 1.21 full time staff member
- One organisation had one volunteer working on the project
- One of the organisations works with staff only
- Helped 79 victims (figure includes parents and siblings)
- At an average cost of **€521 per victim** per year

2. Funding by sector

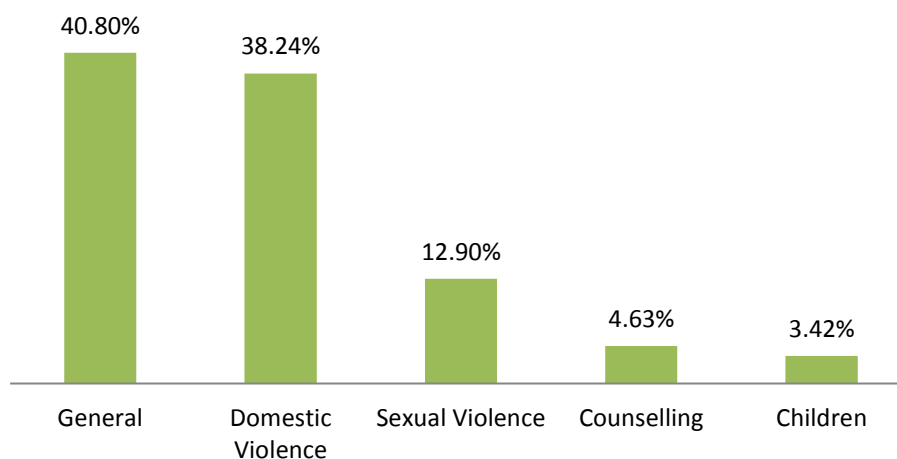


Figure 1. Percentage of total spending in sector by category

Of the total funding of €1,203,112.32 spent by the 50 community and voluntary sector organisations, 41% went to general crime groups including homicide, tourist victims of crime and missing persons, 38% went to domestic violence groups, 13% went to sexual violence, 5% went to groups who provide counselling to victims of crime and 3% went to children's groups.

Table 1. Breakdown of total spending per category

Sector	Total Cost per Sector	No of Projects	Average Cost per Project	% Cost of Total
General	490,942.66	11	44,631.15	40.80%
Domestic Violence	460,121.66	29	15,866.26	38.24%
Sexual Violence	155,148.00	4	38,787.00	12.90%
Counselling	55,700.00	4	13,925.00	4.63%
Children	41,200.00	2	20,600.00	3.42%
Total	€1,203,112.32	50	€24,062.25	

3. Average cost per project

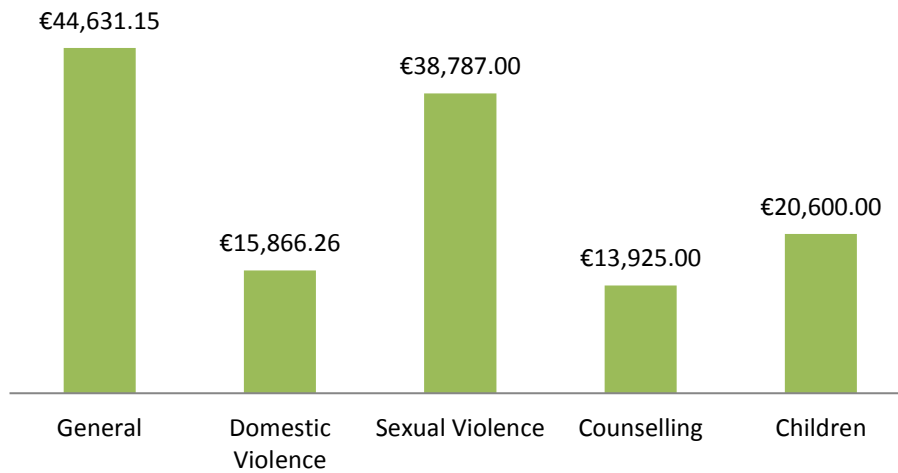


Figure 2. Average cost per project in each category

The average cost per project was €44,631 in the general crime sector ranging from €119,500 for Support After Crime to €250 for Victim Support (Ireland). The average cost per project in the Domestic Violence sector was €15,866. The average cost for sexual violence projects was €38,787. The average cost per project in the Counselling sector was €13,925. The two Children’s projects cost on average €20,600.

Table 2. Breakdown of total spending cost per project

Sector	Total Cost per Sector	No of Projects	Average Cost per Project	% Cost of Total
General	490,942.66	11	44,631.15	40.80%
Domestic Violence	460,121.66	29	15,866.26	38.24%
Sexual Violence	155,148.00	4	38,787.00	12.90%
Counselling	55,700.00	4	13,925.00	4.63%
Children	41,200.00	2	20,600.00	3.42%
Total	€1,203,112.32	50	€24,062.25	

4. Breakdown of spending by categories of spending

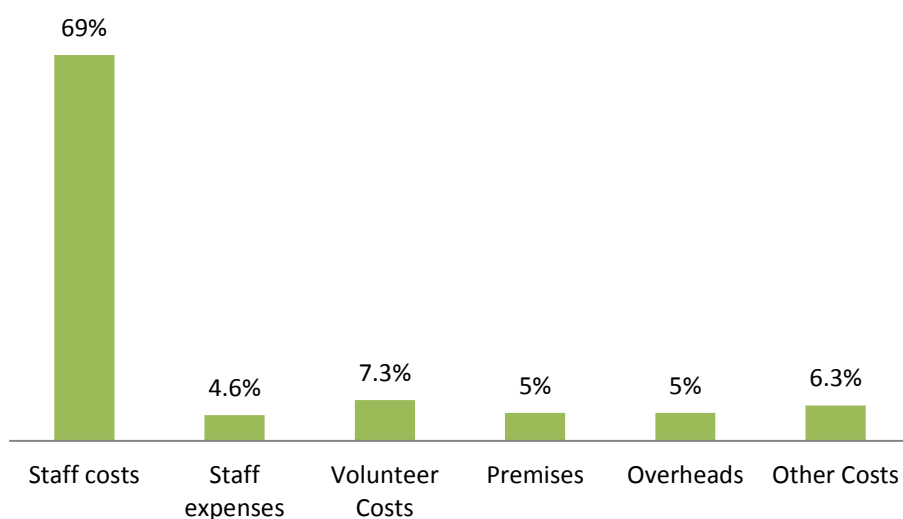


Figure 3. Percentage of total spent in sector by categories of spending

The categories of expenditure recorded (with overall average percentage in brackets) were: staff costs €826,826 (68.7%), staff expenses €55,794 (4.6%) volunteer costs €87,919 (7.3%), premises €59,513 (5%), overheads €58,356 (5%) and other costs €76,023 (6.3%).

Table 3. Table 3. Breakdown of spending per category of spending

Sector	Total Costs	Staff Salary Costs staff	Expenses	Premises	Volunteers	Overheads	Other Costs
General	490,942.66	277,090.42	24,717.72	31,468.30	75,798.24	36,602.39	22,273.70
Domestic Violence	460,121.66	360,233.95	28,577.19	18,735.07	8,888.79	15,366.55	22,464.80
Sexual Violence	155,148.00	98,402.00	2,500.00	8,710.00	0	6,388.00	29,318.00
Counselling	55,700.00	49,900.00	0	600	3,232.59	0	1,967.41
Children	41,200.00	41,200.00	0	0	0	0	0
Total	€1,203,112.32	€826,826.37	€55,794.91	€59,513.37	€87,919.62	€58,356.94	€76,023.91

5. Staff salary costs and staff expenses costs

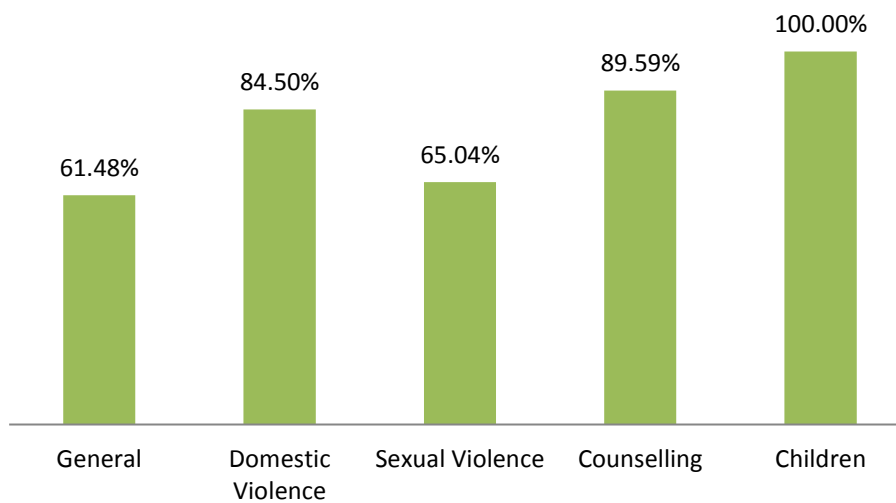


Figure 4. Percentage of total spending spent on staff in each category

Staff salaries costs amounted to €826,826 or 69 % of the total spent by organisations. This is the highest cost in providing these services. In total there are 124 staff working in the various organisations. This the equivalent of 27.55 full time staff working at an average cost of €32,037.07. The greatest number of staff is in the Domestic Violence sector where they employ 66 staff. The average cost in this sector per full time equivalent was €25,052.26. Total staff costs are lowest in the Children sector at €41,200. However, they only employ 4 persons or the equivalent to 1.21 full time person.

Table 4. Breakdown of total spending on staff salary and staff expenses

Sector	Total Cost	No of FTE Staff	Total Staff Numbers	Staff Salary	Staff Expenses	Staff Salary and Expenses	% Cost of Total	Average Cost of Staff
General	490,942.66	7.87	16	277,090.42	24,717.72	301,808.14	61.48%	38,349.19
Domestic Violence	460,121.66	15.52	66	360,233.95	28,577.19	388,811.14	84.50%	25,052.26
Sexual Violence	155,148.00	2.45	20	98,402.00	2,500.00	100,902.00	65.04%	41,184.49
Counselling	55,700.00	0.5	18	49,900.00	0	49,900.00	89.59%	24,950
Children	41,200.00	1.21	4	41,200.00	0	41,200.00	100.00%	34,049.59
Total	€1,203,112.32	27.55	124	€826,826.37	€55,794.91	€882,621.28		€32,037.07

6. Volunteer numbers and costs

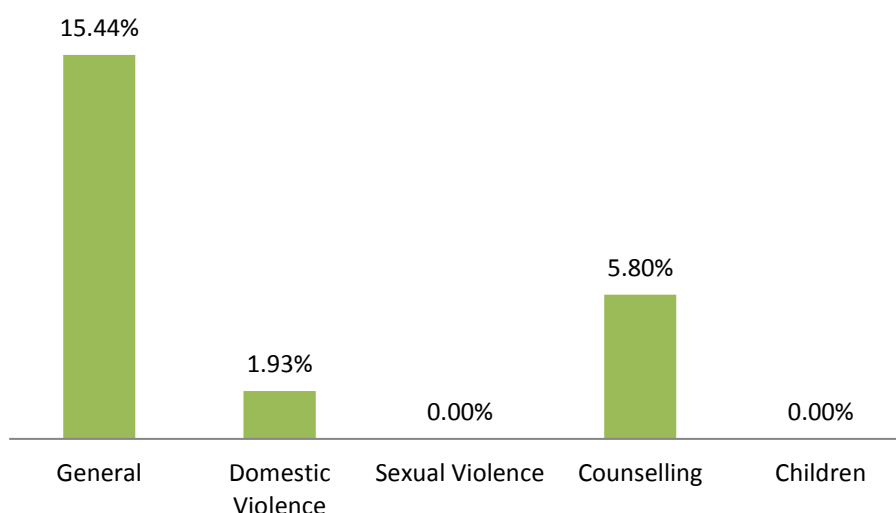


Figure 5. Percentage of total spent on volunteers in each category

There were a total of 491 volunteers engaged in work funded by the Victims of Crime Office in the organisations. 25 of the 50 funded organisations used volunteers. The total cost of volunteers was €87,919.62 that is 7.3% of the total spent by the funded organisations. The highest costs were in the General Crime sector at €75,798.24 or on average €283.89 per volunteer. The Domestic Violence sector followed at €8,889.79, costing €170.94 on average per volunteer. No Victims of Crime Funding was used to pay volunteers costs in the Sexual Violence sector or the Children sector. Volunteer costs in the Counselling sector were €3,232.59, the average cost per volunteer being €28.36.

Table 5. Breakdown of spending per volunteer numbers and costs

Sector	Total Cost per Sector	No. of Projects	No. of Volunteers	No. of Projects which use volunteers	No. of Projects which use staff only	Volunteer Costs	% Cost of Total	Average Cost of Volunteer
General	490,942.66	11	267	11	0	75,798.24	15.44%	283.89
Domestic Violence	460,121.66	29	52	8	21	8,888.79	1.93%	170.94
Sexual Violence	155,148.00	4	57	2	2	0.00	0.00%	0.00
Counselling	55,700.00	4	114	3	1	3,232.59	5.80%	28.36
Children	41,200.00	2	1	1	1	0.00	0.00%	0.00
Total	€1,203,112.32	50	491	25	25	€ 87,919.62		€ 179.06

7. Volunteer and staff costs combined

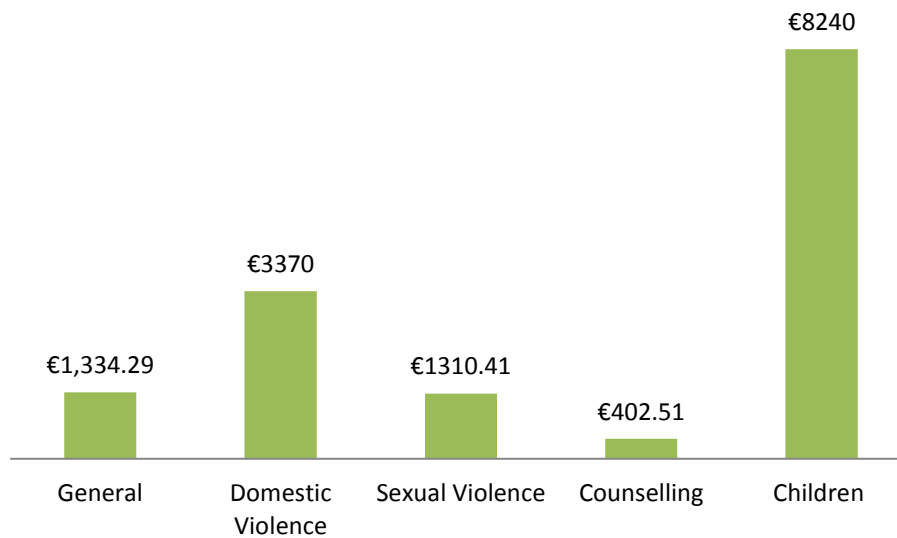


Figure 6. Average spend per person working in sector, both paid and on a voluntary basis, in each category

Volunteers and staff combined costs were €970,540 (81% of total expenditure). The highest total costs were in the Domestic Violence sector at €397,700 which in total accounts for 118 personnel at an average spend of €3370.33 per person. The lowest total costs were in the Children sector, which had a total of 5 personnel but at an average of €8,240 per person.

Table 6. Breakdown of total spending with volunteer and staff costs combined

Sector	Total cost per sector	No. of projects	Volunteers costs	Total staff salary costs and expenses	Total volunteer and staff costs	% Cost of total
General	490,942.66	11	75,798.24	301,808.14	377,606.38	76.91%
Domestic Violence	460,121.66	29	8,888.79	388,811.14	397,699.93	86.43%
Sexual Violence	155,148.00	4	0	100,902.00	100,902.00	65.04%
Counselling	55,700.00	4	3,232.59	49,900.00	53,132.59	95.39%
Children	41,200.00	2	0	41,200.00	41,200.00	100.00%
Total	€1,203,112.32	50	€87,919.62	€882,621.28	€970,540.90	

8. Premises, overheads and other costs

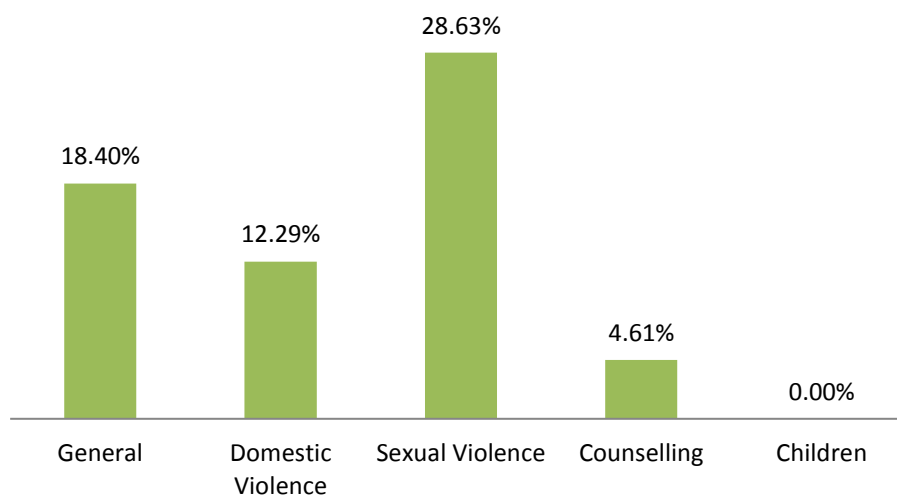


Figure 7. Spend on premises, overheads and other costs as percentage of total spend

The overall expenditure on premises, overheads and other costs amounted to €193,894 or 16 % of the total funding provided by the Victims of Crime Office. The highest amount spent on premises was in the General Crime sector, costing €31,468 followed by the Domestic Violence sector costing €18,735 and then the Sexual Violence sector costing €8,710. A very small amount of €600 was spent by the Counselling sector while the Children Sector spent none of their funding on premises as all of their funding was spent on staff costs.

Table 7. Breakdown of total spending on premises, overheads and other costs

Sector	Total Costs	Premises*	Overheads**	Other*** Costs	Total	% of Total
General	490,942.66	31,468.30	36,602.39	22,273.70	90,344.39	18.40%
Domestic Violence	460,121.66	18,735.07	15,366.55	22,464.80	56,566.42	12.29%
Sexual Violence	155,148.00	8,710.00	6,388.00	29,318.00	44,416.00	28.63%
Counselling	55,700.00	600.00	0.00	1,967.41	2,567.41	4.61%
Children	41,200.00	0	0.00	0.00	0	0.00%
Total	€1,203,112.32	€59,513.37	€58,356.94	€76,023.91	€193,894.22	

*Premises include rental, heating, lighting, repairs, maintenance

**Office overheads include postage, telephone, stationery, office machinery, website maintenance

***Other costs include management and supervision, auditors' fees, bank charge, legal fees, attending conferences, training, insurance

9. Number of victims helped

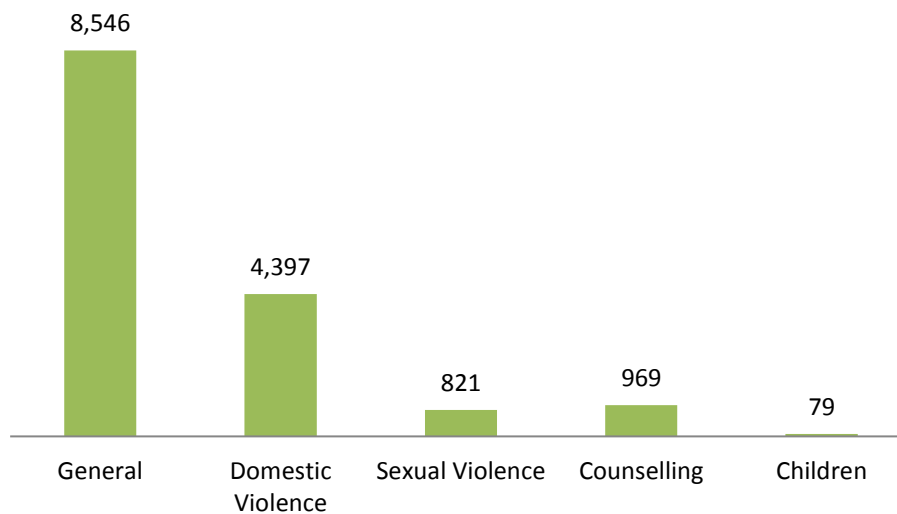


Figure 8. Total number of victims helped in 2015 in each category

A total of 14,816 victims were assisted by the 50 organisations. 8,546 were victims of General Crime, (3,273 were assisted by the Crime Victims Helpline and 991 were assisted by Victim Support at Court). 4,397 victims of domestic violence and 821 victims of sexual abuse were assisted. Counselling was provided to 969 victims of crime while 79 children and their families who were victims of crime were assisted by organisations funded by the Victims of Crime Office.

Table 8. Breakdown of total spending per victims helped

Sector	Total Costs	Numbers of Victims helped
General	490,942.66	8,550
Domestic Violence	460,121.66	4,397
Sexual Violence	155,148.00	821
Counselling	55,700.00	969
Children	41,200.00	79*
Total	€1,203,112.32	14,816

*This includes child victims' family members who were assisted

10. Cost per victim



Figure 9. Average cost per victim

The average cost per victim in total was €81.20. In the General Crime sector the average cost was €57.42. The low cost is accounted for by the low cost of assisting each victim who calls the Crime Victim Helpline and high numbers assisted by other organisations in the General Crime sector. The average cost per victim in the Domestic Violence and Sexual Violence sectors was €104.64 and €188.97 respectively. The Counselling sector cost €57.48 per victim and the cost per victim in the children sector was €521.52.

Table 9. Breakdown of total spending per victims helped

Sector	Total Costs	Numbers of victims helped	Average cost per victim
General	490,942.66	11,911	41.22
Domestic Violence	460,121.66	4,397	104.64
Sexual Violence	155,148.00	821	188.97
Counselling	55,700.00	969	57.48
Children	41,200.00	79	521.52
Total	€1,203,112.32	18,177	€81.20

11. Number of contact meetings



Figure 10. Average cost of contact meeting per victim

There were 48,896 contact meetings with victims recorded. In the case of some organisations these figures are estimated. The contacts mainly took the form of meetings but also including phone contacts. The number of contacts for each of the sectors are general 16,755 (34.27%), domestic violence 19,492 (39.86%), sexual violence 4,797 (9.81%), counselling 7,665 (15.68%) and children's services 187 (0.38%). The average number of contacts per victim for organisations varies from sector to sector, but overall victims were contacted or met three times on average. The average cost per contact meeting was €24.61 ranging from €7.27 in the Counselling sector to €220.32 in the Children sector.

Table 10. Breakdown of total spending per meeting with victims

Sector	Total Costs	Nos. helped where contacts recorded	No of Contact meetings	Contacts % of total	Average No. of contacts	Average Cost per victim of Contact Meeting (€)
General	490,942.66	8,550	16,755	34.27%	2	29.30
Domestic Violence	460,121.66	4,397	19,492	39.86%	4	23.61
Sexual Violence	155,148.00	821	4,797	9.81%	6	32.34
Counselling	55,700.00	969	7,665	15.68%	8	7.27
Children	41,200.00	79	187	0.38%	2	220.32
Total	€1,203,112.32	14,816	48,896		3	€20.21

12. Referrals

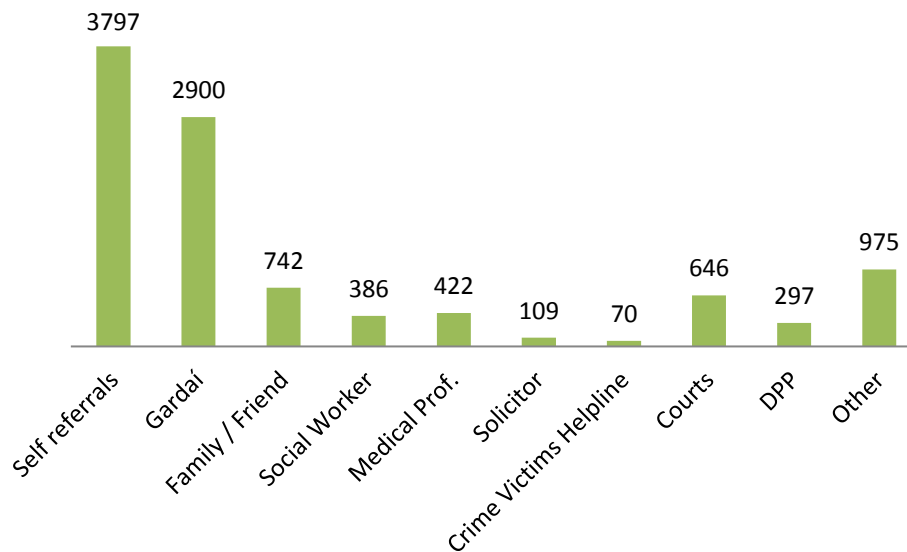


Figure 11. Source of recorded referrals

Out of the 14,816 victims helped, the source of referrals were received in respect of 10,344 victims (70% of the total assisted). Of these 3,797 (36%) were self-referrals. 2,900 (28%) were referred by the Gardaí. Family or friend referrals accounted for 742 (7%). The Courts referred 646 (6%). Social Workers referred 386 (4%), Medical practitioners referred 422 (4%). The Office of the Director of Public Prosecutions referred 297 (3%). Solicitors referred 109 (1%). The Crime Victims Helpline referred 70 (1%) to other organisations. 975 (9%) were referred by “Other” sources (* includes Accord, Barnardos, Citizen Information Centres).

Table 11. Breakdown of how victims were referred to organisations receiving funding

Sector	Total number of Victims	Number of victims where referral info recorded	Number of victims where referral info not recorded	Percentage where referral info recorded
General	8,546	4,802	3,748	56.16%
Domestic Violence	4,397	4,031	366	91.68%
Sexual Violence	821	710	111	86.48%
Counselling	969	796	173	82.15%
Children	79	5	74	6.33%
Total	14,816	10,344	4,472	69.82%

13. Types of crime committed

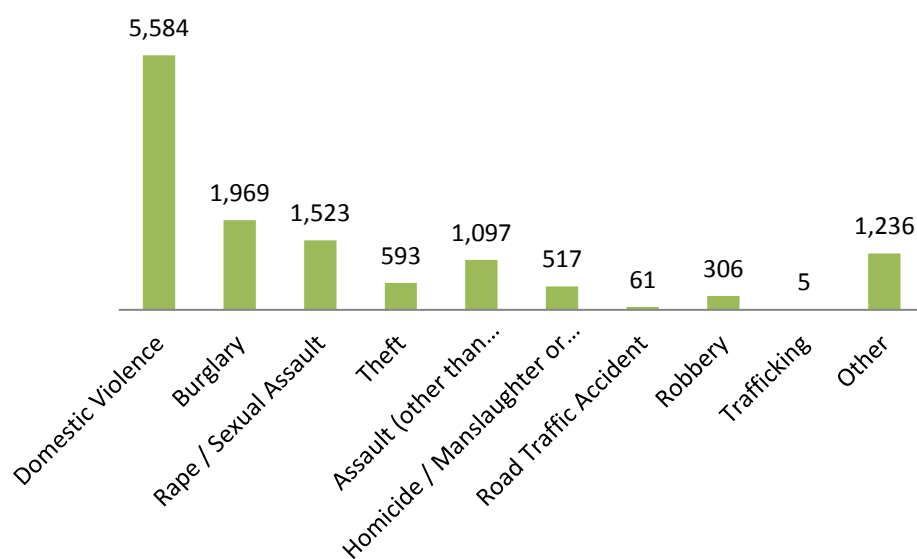


Figure 12. Documented incidences of crimes committed

In 2015, 12,891 incidents of crime were documented in the returns submitted by the organisations. 5,584 incidents of domestic violence (43% of the total) were dealt with by organisations funded by the Victims of Crime Office. Other crimes refer to reports of fraud, bullying in the workplace, arson and harassment. In some cases more than one type of crime would have been committed against the victim such as in the case of domestic violence where a victim may also have been sexually assaulted.

Table 12. Number of incidences of crime documented by organisations receiving funding

Offence	Domestic Violence	Burglary	Rape	Theft	Assault/ other than Domestic or Sexual	Homicide/ Manslaughter or death from dangerous driving	Road Traffic Accident	Robbery	Trafficking	Other	Total Crimes Recorded
Total	5,584	1,969	1,523	593	1,097	517	61	306	5	1,236	12,891
Total (%)	43.32%	15.27%	11.81%	4.60%	8.51%	4.01%	0.47%	2.37%	0.04%	9.59%	

14. Improving co-operation within the sector

- Most of the organisations who commented said they would continue to build on their relationships with other Victims of Crime Office funded services and with statutory agencies in order to improve overall service responses for victims.
- ADAPT Limerick are keen to develop a closer working relationship with the court services as a source of referrals and to provide support to women who come directly to them. To date, ADAPT have had minimal referrals directly from the court services. However, women who do not come directly to ADAPT and want to investigate their options regarding legal protection are most likely to go directly to the court services. ADAPT are, therefore, keen to roll out a service in Limerick similar to the Dolphin House service.
- The Barnardos Children's Bereavement Service will continue to offer professional consultation, guidance and advice in this specialist area. In 2014, Barnardos began the process of offering training to agencies, designed specifically for their expressed needs and this service continued during 2015.
- Beacon of Light advised that the service was now taking clients referrals from the Coombe Hospital concerning issues of sexual abuse/violence and the service also has contacts in place with Sonas Domestic Violence services.
- CARI will continue working closely with the Dublin Rape Crisis Centre in accompanying children attending the Sexual Assault Treatment Units (SATU) and will continue to attend various victims' fora and participate fully in these.
- Kilkenny Women's Refuge advised that they were recruiting a staff member as an outreach support/ court accompaniment worker to expand the services to women and children in the wider community of Kilkenny/Carlow. This service will increase access for women and children to court related and, other required services provided by the refuge, including for example, its childcare programme. This new post will include working collaboratively with other agencies and organisations to improve access and outcomes for families
- Le Chéile provided International Institute of Restorative Practices Training for the Crime Victims Helpline volunteers and Board of Management.
- Victim Support at Court (V-Sac) reported that the Service will continue working and improving relationships with other funded organisations.

15. Other comments submitted by funded groups

- Many of the organisations said that their accompaniment service continues to grow over the years and they rely on the funding received from the Victims of Crime Office in this regard.
- The Board of Victim Support at Court is currently producing a strategic plan to articulate and implement their objectives to expand to a national service, with the aim of ensuring that no victim of crime need go through a trial unaccompanied.
- Cuan Saor advised that their experience over the past year was that due to high cost of Legal Aid, they sometimes had to aid women to go through the court processes without legal representation for example in the areas of. summons for court, (paperwork), domestic violence orders, maintenance arrears, access, victim impact statements and Circuit Court business.
- The Federation for Victim Assistance noted reduced referral numbers following the opening of the Garda Victim Service Offices but there has been an improvement in numbers in the latter part of the year. It should be noted that a number of those who have "self-referred" have heard about their service through the Garda offices. They are looking forward to further increases following consultation with local Gardaí and the Garda Commissioner's Office.

16. Analysis of 2014 Audited Accounts



Figure 13. Funded organisations total income in 2014

51 organisations were funded by the Victims of Crime Office in 2014. Audited accounts were received from 49 of the funded organisations. The 49 organisations received €1,197,589.47 in funding from the Victims of Crime Office.

- The total income figure for the 49 organisations for that year was €54,076,039
- The total expenditure figures for the organisations for the year 2014 was €53,319,148
- Income exceeded expenditure by €756,891
- Victims of Crime Office funding amounted to €1,209,710 or 2.2% of total funding

Table 13. Breakdown of 2014 incomes and expenditure of organisations funded

Sector	Income	Expenditure	Cash at Bank	Cost per Week
General Crime	€1,883,137.00	€1,908,715.00	€368,051.00	€36,706.06
Domestic Violence	€24,990,437.00	€24,921,036.00	€7,012,880.00	€479,250.69
Sexual Violence	€3,207,732.00	€3,216,638.00	€1,381,874.00	€61,858.42
Counselling	€1,118,894.00	€1,117,004.00	€578,676.00	€21,480.85
Children	€22,835,278.00	€22,106,154.00	€2,562,458.00	€425,118.35
General	€40,561.00	€49,601.00	€12,044.00	€953.87
Total	€54,076,039.00	€53,319,148.00	€11,915,983.00	€1,025,368.23

Appendix A

Table 14. Organisations funded by the Victims of Crime Office in 2015

	Organisation	Category	Funding Allocated 2015	Funding paid 2015
1	Adapt (Kerry) Kerry Women's Refuge and Support Services	Domestic Violence	€21,500	€21,500
2	Adapt (Limerick)	Domestic Violence	€40,000	€45,500
3	AdVIC	General Crime	€22,000	€22,000
4	Amen	Domestic Violence	€12,500	€12,500
5	Ascend	Domestic Violence	€11,461	€13,011
6	Barnardos	Children	€22,500	€22,500
7	Beacon of Light Counselling Centre	Counselling	€15,900	€15,900
8	CARI	Children	€16,200	€18,700
9	Carlow Women's Aid	Domestic Violence	€14,200	€14,200
10	Clare Haven Services	Domestic Violence	€10,500	€10,500
11	Cope Galway Waterside House	Domestic Violence	€2,200	€2,200
12	Crime Victims Helpline	General Crime	€73,240	€73,240
13	Cuan Saor Women's Refuge Ltd.	Domestic Violence	€19,000	€20,200
14	Dignity 4 Patients	Domestic Violence	€10,000	€10,000
15	Domestic Violence Advocacy Centre (Sligo)	Domestic Violence	€7,600	€7,600
16	Domestic Violence Response Galway	Domestic Violence	€13,500	€13,500
17	Donegal Women's Domestic Violence Service	Domestic Violence	€15,300	€16,800
18	Drogheda Women's Refuge and Children's Refuge Cent	Domestic Violence	€9,500	€9,500
19	Dublin 12 Domestic Violence Service	Domestic Violence	€4,000	€5,000
20	Dublin Rape Crisis Centre	Sexual Violence	€16,500	€18,000
21	Dundalk Counselling Service	Counselling	€19,000	€19,000
22	Federation for Victim Assistance	General Crime	€93,605	€93,605
23	Irish Tourist Assistance Service	General Crime	€42,500	€42,500
24	Kilkenny Women's Refuge Ltd (Amber)	Domestic Violence	€5,000	€5,950
25	Laois Domestic Abuse Service	Domestic Violence	€12,500	€13,500
26	Le Chéile	General Crime	€5,000	€5,000
27	Letterkenny Women's Centre (Counselling)	Counselling	€4,800	€5,800
28	Lifeline (Inishowen) Domestic Violence Service	Domestic Violence	€500	€500
29	Living Life Voluntary Counselling Centre	Counselling	€15,000	€15,000

30	Longford Women's Link	Domestic Violence	€18,400	€18,400
31	Mayo Women's Support Services	Domestic Violence	€22,500	€18,000
32	Meath Women's Refuge	Domestic Violence	€26,000	€26,000
33	Missing in Ireland Support Services	General Crime	€5,000	€5,000
34	Mná Feasa Domestic Violence Project	Domestic Violence	€23,000	€23,000
35	OASIS HOUSE WOMEN'S Refuge	Domestic Violence	€9,300	€9,300
36	Offaly Domestic Violence Support Service	Domestic Violence	€8,600	€9,600
37	One in Four	Sexual Violence	€73,000	€73,000
38	Rape Crisis Network	Sexual Violence	€41,648	€41,648
39	Roscommon Safe Link	Domestic Violence	€16,000	€16,000
40	SAFE Ireland	Domestic Violence	€5,000	€5,000
41	Saoirse Housing Association	Domestic Violence	€13,000	€13,000
42	Sexual Violence Centre, Cork	Sexual Violence	€22,500	€22,500
43	Support After Crime	General Crime	€116,000	€119,500
44	Support After Homicide	General Crime	€45,000	€46,000
45	Tearmann Housing Association	Domestic Violence	€13,800	€14,800
46	Victim Support at Court	General Crime	€71,500	€71,500
47	Victim Support Ireland	General Crime	€250	€250
48	Westmeath Support Service against Domestic Abuse	Domestic Violence	€14,200	€14,200
49	Women's Aid Dublin	Domestic Violence	€72,712	€78,012
50	Women's Aid Dundalk	Domestic Violence	€14,000	€14,000
Total			€1,186,916	€1,211,916